




How to register (pair) the Magic Remote


To use the Magic Remote, first pair it with your TV.

1. Put batteries into the Magic Remote and turn the TV on.
2. Point the Magic Remote at your TV and press the  Wheel (OK) on the remote control

- If the TV fails to register the Magic Remote, try again after turning the TV off and back on

How to deregister (unpair) the Magic Remote

Press and hold the  (HOME) and  /BACK buttons at the same time for five seconds, to unpair the Magic Remote with your TV.

- Press and hold the  /GUIDE button for more than 5 seconds to disconnect and re-register the Magic Remote at the same time.

This remote takes AA batteries only